

ALEXANDRA WAYLETT

Elm Farm Studio, Elm Lane, Colchester, CO6 1HU

Unless otherwise stated the workshops featured here will be at my Elm Farm Studio.

For all workshops bring your machine, extension table, free machine embroidery foot, basic sewing kit and your lunch. Specific requirements will be emailed upon booking.

The Studio has a fridge for your lunch and hot drinks and biscuits will be on tap all day. If you have any special requirements or require a machine can you let me know upon booking.

All courses advertised at the Studio are aimed at both the beginner as well as the more experienced in machine embroidery and textiles unless otherwise stated.

If you would like to book a place on these or any other workshops please visit: www.alexandrawaylett.com alternatively please feel free to contact me with any questions you may have:



alex.waylett@btinternet.com



07966404963



Alexandra Waylett

Fashion a Feather with Ella - 31st May 2019 £45 - 2 Spaces Available



Create beautiful watercolour and ink feather illustrations with talented artist and Illustrator; Ella Johnston.



Pebbles Sample - 24th June 2019 - KIS Quilting Ipswich



With my guidance you will create your own unique highly textural fabric sample from a multitude of silks, velvets and fancy fabrics. A free machine embroidery foot is required with your machine as you will 'drawing with the needle' around each cut motif. The result is a sumptuous new fabric that can be used for cushions, other soft furnishing projects and garments. Contact KIS Quilting to book or for more information :

www.kisquilting.co.uk

Kaleidoscope Landscapes - 5th & 6th July 2019 £90 -1 Space Available




A fun and creative two day workshop based around the techniques involved in creating richly coloured and shaded papers using bleeding tissue, rag paper, free machine embroidery combined with handstitch with Dot Ronaldson.

Dream Catcher Wall Hanging – 8th July 2019 £45 - 1 Space Available




A great opportunity to work with Vendulka creating a statement feather wall hanging with free motion embroidery.

Mandala Designs Wall Hanging - 9th July 2019 £45 - 1 Space Available



Under Tutor and creative quilter Vendulka you will be shown step by step, how to paint with her gorgeous glitter liners a quilted wall hanging or cushion cover. You will be able to choose from a selection of mandala designs which are made for free motion quilting or you can choose one with straight stitch using a walking foot – so she can accommodate all abilities. Once quilted, you will then spend the afternoon adding a colour to your design with a Marabu liner, which are very easy to use and provided on the class.

Contemporary Wall Panel – 8th & 9th July Braintree Archive



Having chosen your design your first day will be spent outlining your motifs onto your background fabric – the second day you will begin to look at colour and appropriate metallic and opaque paints alongside preparing applique pieces of fabric, building up a highly textural wall hanging. Fabrics such as metallic faux leathers, silks and velvets alongside commercially printed cottons will all have a place in your completed wall hanging.

The panel will be designed within the two days and finished off at home at your leisure. For more information or to book contact Braintree Archive at

www.warnertextilearchive.co.uk

Corded Bucket Bag - 17th July 2019 £48 - 3 Spaces Available



Spend a fabulous day making this fabulous bucket bag with Amanda Walker with her easy cord technique. This workshop is for beginners and experienced stitchers alike – as long as you can use the zigzag on your machine then you'll be away!

Corded Bag, Bowl and Coaster - 8th August 2019 £48 - 3 Spaces Available



A super easy technique taught by Amanda – you will go home with a completed bag, bowl and coaster. This workshop is for beginners and experienced alike, as long as you can use the zigzag on your machine then you will be away! Under Amanda's skilful tuition you will first practice the method by making a coaster and then a bowl. Once you have mastered the technique you will move onto making the bag.

Flower Power Illustration - 9th August 2019 £45 – 1 Space Available



Draw dreamy, colourful florals like a pro. Artist Ella Johnston talks you through using watercolour paints, coloured pencil and pigment ink pens to create amazing flower themed artworks.

Dressmaking 5 Day Course 10th, 17th, 23rd September, 8th and 15th October £175 - 1 Space Available



I am proud to host Amanda Walker – fabulously talented dressmaker of 30 years exp in the fashion industry. She is offering a five course over two months with the option to come back in January 2020 should you wish to develop your skills further. She also offers a two day pattern cutting course. The choice of project is yours, perhaps you would like to make a garment from a commercial pattern or you may have a favourite shirt, skirt or dress that you'd like to make a pattern from. Amanda will guide you through the process of making or choosing a pattern, construction, teaching you new processes along the way enabling you to recreate that much loved garment or attempting something completely new.

“Bags Of Class” A Fabric Construction Workshop – 18th September

£48 - 2 Spaces Available.



Construct these two stylish and practical Harris Tweed bags in one day with Amanda Walker, our resident fabric construction guru and all round great talent. Harris Tweed and metallic leatherette combo - what's not to love! Spend a day constructing not one but two fully lined bags with Amanda, complete with zips, metal hardware and canvas shoulder strap. One makes for a perfect make up bag as she provides the option of waterproof lining – the other is a cross over bag, perfect to hold your phone and purse. Amanda has made it easy and provides a

choice of either silver or gold leatherette to combine with the tweed as pictured. All materials and patterns are provided.

“Hare Raising Illustrations” - 1st October 2019 £45 – 7 Spaces Available



Paint a proud peacock or magnificent hare in this one-day workshop. With lots of support and guidance from artist and illustrator Ella Johnston, you will learn how to use mix, layer and use washes of watercolour to create gorgeous plumage or luxe, golden fur. You will also master fine line ink detailing with pigment ink pens as Ella will talk you through simple drawing techniques. Working from visual references and templates we'll warm up with a simple watercolour exercises. You will use these as a basis for your final watercolour and pigment ink artwork.



Silver Clay Jewellery - 16th October £75 - 5 Spaces Available



Julie Convery designs and sells her own range of Silver and polymer clay jewellery around Essex and Suffolk and loves to share her knowledge in both these fabulous mediums. Her style is contemporary yet wearable jewellery and she will help you to achieve this whilst you make something that's individual to you.

Fused Glass Christmas Decorations - 19th November £68 - 1 Space Available



A super Christmas workshop – you will make up to five glass decorations. Great for gifts (or as I did, keep them for yourself!) No need for prior glass cutting experience – it's extremely easy, great fun, with fabulous results achieved by all.

A lovely day with fused glass tutor - Fenella Miller. She will expertly guide you through the process of making beauties such as these. Fen provides a few templates to get you started but every one comes out differently and she provides such a big selection of glass your pieces will come out as individual as you wish.

Laminated Stitch Machine Embroidery - 14th November £45 – 1 Space Available



An opportunity to explore and experiment with lamination. Discover how you could include this contemporary material in your own textile work.

The workshop is a structured day based around a wall hanging created on a coastal theme – however participants can introduce more floral motifs with hand & machine stitch if they wish.



Fully utilising the transparent qualities of plastic you will combine materials such as painted bondaweb, sequin waste and metallic sheers, before hand and machine stitching each piece using water-soluble fabric. Students will be shown ways of completing their wall panel at home.

These are just a few of the workshops available; please see my website for the full list. Please note that although the workshops fill quickly, I run a strictly first come first served waiting list and will always endeavour to get you on - so do let me know which workshop you would like to attend if it is showing as fully booked. I may be able to put a new date on if there is enough interest.

That's all for this newsletter, I hope to see you soon,

Love Alex

x
